

Ever Chairs' healthcare chairs feature a replacement cushion system - allowing you to accommodate different body types and extend the life of your chair. The seat and back are replaceable within seconds without the need to replace the entire frame. Ever Chairs - durable, flexible, simple.

FEATURES

- The die-cast aluminum frame guarantees strength and durability
- The universal frame allows for replacement cushions of any of our three standard sizes. The cushions attach easily.
- Select from three cushion sizes for an ideal fit.
- Supports up to 400 lb.
- The synchro-tilt mechanism provides a smooth, comfortable ride. With 1.7 degrees of back recline for every 1 degree of seat recline and multiple locking positions, it instantly accommodates a broad range of seated positions.
- Intuitive controls allow users to easily select multiple ergonomic postures.
- Generous lumbar support accommodates a variety of body types without adjustment
- 4-year, 24/7 warranty
- SCS Indoor Advantage Gold Certification and may help contribute toward LEED certification

CONSTRUCTION

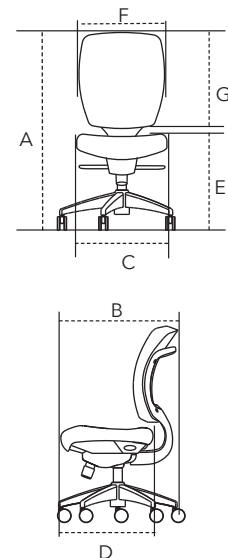
- 27" die-cast aluminum base
- Die-cast aluminum seat pan, frame and armrests with metal-to-metal connections eliminate points of failure
- Durable, fiberglass-reinforced nylon seat and back cushion assemblies
- High-resiliency seat foam with a density of 2.4 lb per cubic foot
- Heavy-duty class 4 pneumatic cylinder: 1.12" diameter with a 17-4 taper top end for maximum strength
- Heat-bonded powder coat finish

OPTIONS

- Arms: An adjustable arm option is available
- Casters: Multi-surface, hard surface, 65 mm dual wheel is standard. A carpeted floor caster and glides are also available.
- Adjustable 2" seat depth
- High-performance twist lock XL flat surface black 22" footring (mid and high versions)




DIMENSIONS

Model	Max. Overall Dimensions		Seat Dimensions		Seat Height from Floor when Seated	Back Dimensions		Weight*
	A	B	C	D	E	F	G	
EMMD[x]	40.75"	30.00"	20.00"	19.50"	17.00" - 21.75"	19.50"	18.25"	47 lb
EMLD[x]	44.75"	30.00"	20.00"	19.50"	17.00" - 21.75"	19.50"	21.50"	49 lb
ELMD[x]	40.75"	30.00"	22.00"	19.50"	17.00" - 21.75"	19.50"	18.25"	47 lb
ELLD[x]	44.75"	30.00"	20.00"	19.50"	17.00" - 21.75"	19.50"	21.50"	49 lb
EMMM[x]	50.50"	30.00"	20.00"	19.50"	24.00" - 31.50"	19.50"	18.25"	54 lb
EMLM[x]	54.50"	30.00"	20.00"	19.50"	24.00" - 31.50"	19.50"	21.50"	55 lb
ELMM[x]	50.50"	30.00"	22.00"	19.50"	24.00" - 31.50"	19.50"	18.25"	54 lb
ELLM[x]	54.00"	30.00"	22.00"	19.50"	24.00" - 31.50"	19.50"	21.50"	55 lb
EMMH[x]	54.00"	30.00"	20.00"	19.50"	26.00" - 36.50"	19.50"	18.25"	55 lb
EMLH[x]	58.00"	30.00"	20.00"	19.50"	26.00" - 36.50"	19.50"	21.50"	56 lb
ELMH[x]	54.00"	30.00"	22.00"	19.50"	26.00" - 36.50"	19.50"	18.25"	55 lb
EL LH[x]	58.00"	30.00"	22.00"	19.50"	26.00" - 36.50"	19.50"	21.50"	56 lb





*Chairs featuring arms will increase weight by 10 lb. Measurements are for standard mechanisms and can vary +/- .5".


PRICING*

Chair Height	Seat Size	Back Size	Model Number	List Price by Textile Grade[x]			
				1	2	3	4
 Desk	M	M	EMMD[x]	\$1,897	\$1,976	\$2,039	\$2,202
		L	EMLD[x]				
	L	M	ELMD[x]				
		L	ELLD[x]				
 Mid	M	M	EMMM[x]	\$1,997	\$2,076	\$2,114	\$2,286
		L	EMLM[x]				
	L	M	ELMM[x]				
		L	ELLM[x]				
 High	M	M	EMMH[x]	\$2,046	\$2,102	\$2,138	\$2,305
		L	EMLH[x]				
	L	M	ELMH[x]				
		L	EL LH[x]				


TEXTILE GRADE: 1 Vinyl Fabric



TEXTILE GRADE: 2



TEXTILE GRADE: 3


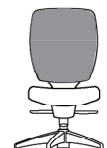




TEXTILE GRADE: 4



Customer's Own Material (COM)

If you would like to use COM please contact Ever Chairs for a custom quote. On your PO, use "COM" as the fabric code (ex. EMMD1-COM-1) and note the COM vendor, pattern name and color in the item description. Lead time on COM orders begins once the COM is received. If you require a specific ship date, also note the date your COM will ship from the vendor. Our COM yardage requirements (based on 54" wide fabric) are 1.25 yards for all products. If you are ordering a large quantity of chairs or have a COM with a large repeat, we can provide a specific yardage quote. Excess yardage will be disposed of after order production. We assume no responsibility for the durability or tailoring quality of any COM.

Replacement Back Cushions	List Price by Textile Grade[x]			
	1	2	3	4
 Medium Back Model No: EBM[x]	\$315	\$354	\$388	\$450
 Large Back Model No: EBL[x]	\$343	\$383	\$418	\$505

Replacement Seat Cushions	List Price by Textile Grade[x]			
	1	2	3	4
 Medium Seat Model No: ESM[x]	\$343	\$383	\$418	\$505
 Large Seat Model No: EBL[x]	\$470	\$503	\$535	\$618

*An additional 10% increase on list price will be incurred while trade tariffs are in effect

Synchro-Tilt - all chairs feature the Synchro-Tilt adjustment mechanism: seat height, chair tilt, seat depth (with optional seat depth adjustment)

Sales@EverChairs.com | 888.496-EVER (3837) | EverChairs.com